

Scaled data based on original data using
LM-79-08 Approved Method: Electrical and Photometric Measurements of Solid-
State Lighting Products

Test Report Prepared for
Cooper Lighting Solutions
(formerly Eaton)

Brand: STREETWORKS

Report Number: P316987

Luminaire Tested: **GAN-SA3A-722-U-5NQ**

Issue Date: 3/3/2020

Test Information

Test Method: LM-79-08
Report Number: P316987
TEST IS SCALED FROM IESNA LM-79-08 TEST DATA (G2-1903-205-5)
Test Lab: INNOVATION CENTER
Issue Date: 3/3/2020
Manufacturer: COOPER LIGHTING SOLUTIONS (FORMERLY EATON)
Product Line: STREETWORKS
Catalog Number: GAN-SA3A-722-U-5NQ
Description: GALLEON AREA AND ROADWAY LUMINAIRE
(3) 70 CRI, 2200K, 615mA LIGHTSQUARES WITH 16 LEDS EACH AND TYPE V NARROW OPTICS
Light Source: -
Ballast/Driver: ELECTRONIC DRIVER

Summary

Lumens per Lamp: N/A
Luminaire Lumens: 10789 lumens
Efficiency: N/A
Efficacy: 112.4 lumens/watt
Luminous Opening: Rectangular (W 1' x L: 1' x H: 0')
IES Classification: Type V - Short
BUG Rating: B3 - U0 - G1

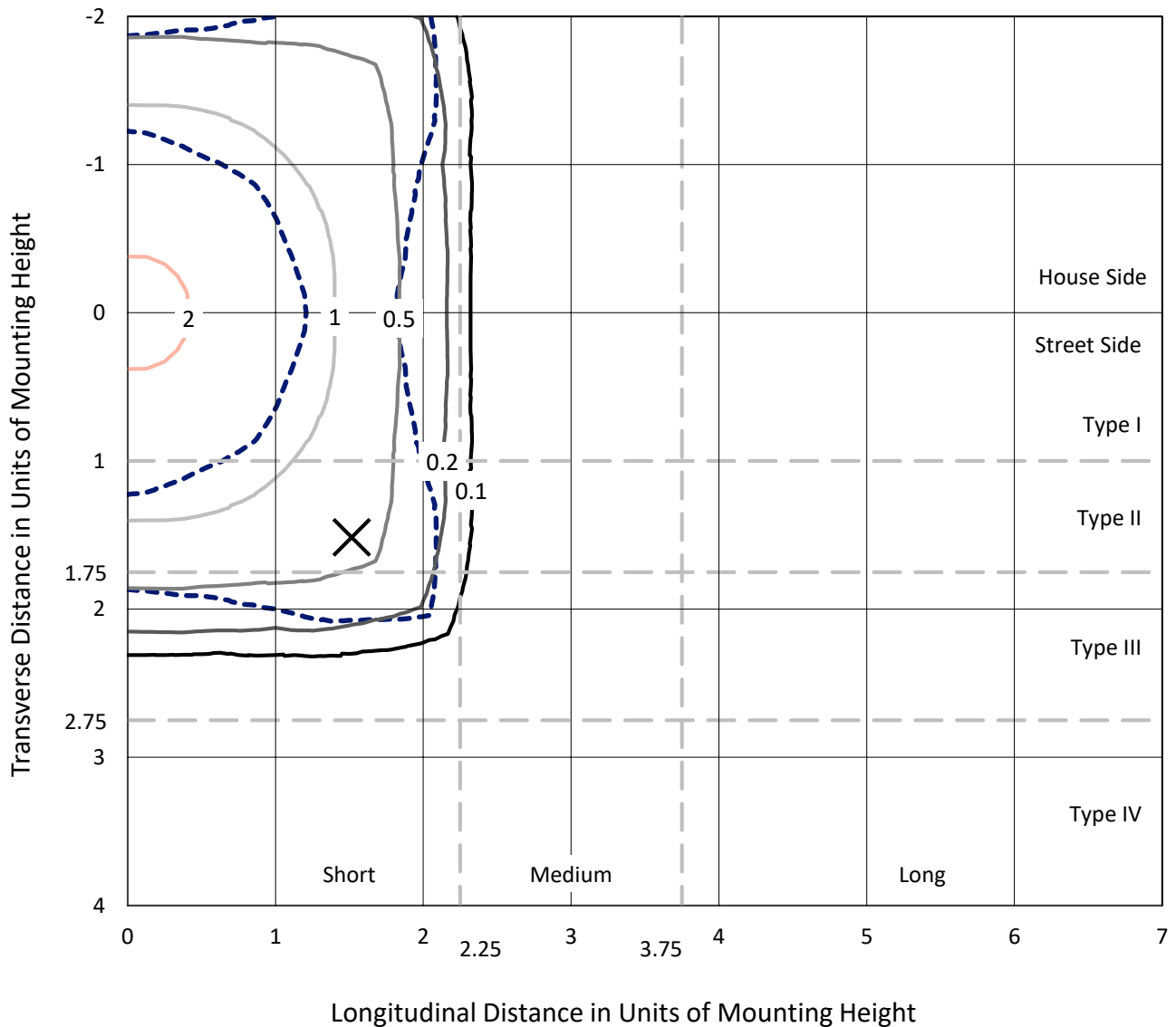
Input Watts (W): 96
Input Voltage (V): NR
Input Current (Ain): NR
Voltage Rise (V): NR
Power Factor: NR
Total Harmonic Distortion (THDi): NR
Frequency (hertz): 60
Stabilization Time: NR
Operation Time: NR
Ambient Temperature (°C): NR
Test Distance: 24 FT



REPORT NUMBER: P316987
 CATALOG NUMBER: GAN-SA3A-722-U-5NQ

Iso-Footcandle Lines of Horizontal Illumination

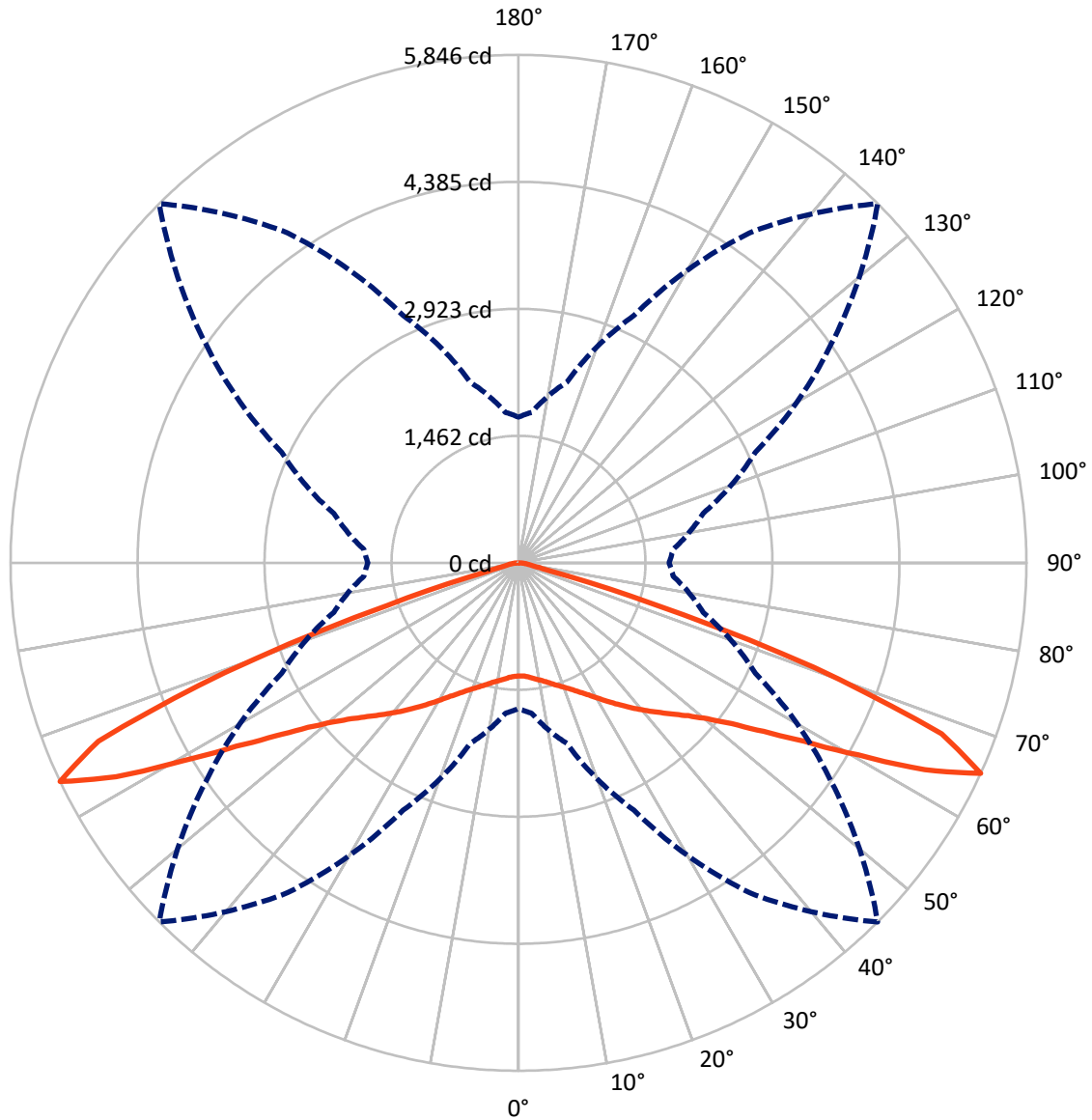
✕ Max cd
 - - - 1/2 Max cd



Based on 25 foot mounting height. Maximum calculated value = 2.1 fc
 Type V - Short - N/A

REPORT NUMBER: P316987
CATALOG NUMBER: GAN-SA3A-722-U-5NQ

Luminous Intensity Polar Plot



— Vertical Plane Through 45-Deg Lateral - - - Horizontal Cone Through 65-Deg Vertical

REPORT NUMBER: P316987
 CATALOG NUMBER: GAN-SA3A-722-U-5NQ

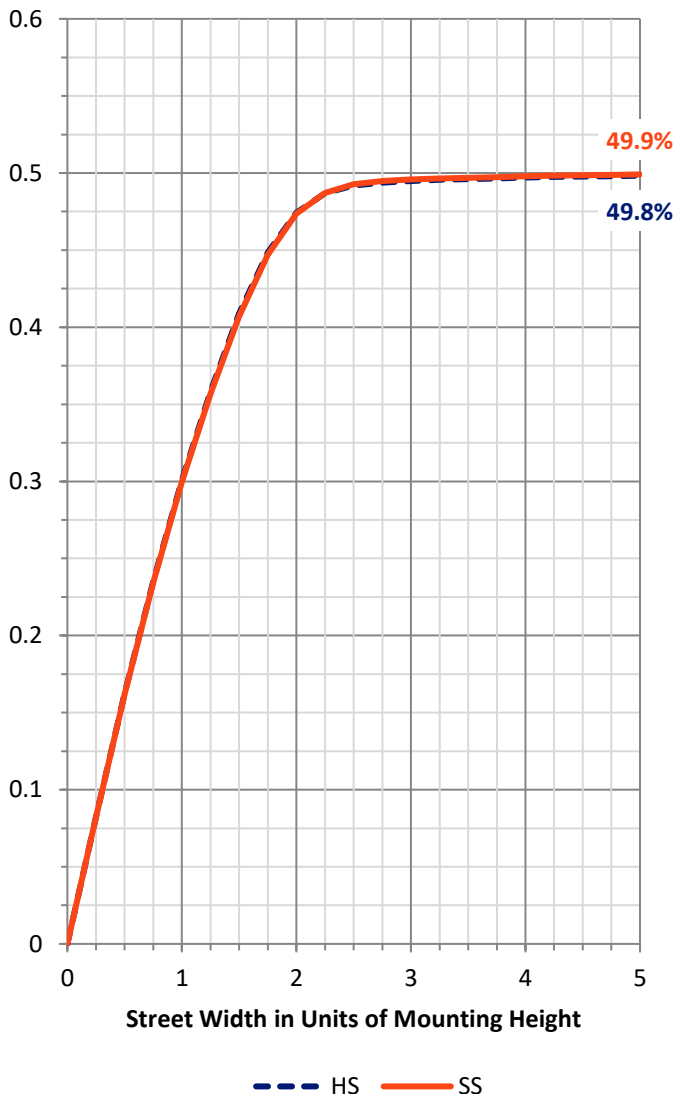
FLUX DISTRIBUTION:

		Downward	Upward	Total
House Side	Lumens	5394.5	0.0	5394.5
	% Fixture	50.0	0.0	50.0
Street Side	Lumens	5394.5	0.0	5394.5
	% Fixture	50.0	0.0	50.0
Total	Lumens	10789.0	0.0	10789.0
	% Fixture	100.0	0.0	100.0

Coefficient of Utilization

ZONAL LUMENS:

Zone	Lumens	% Fixture
0°-10°	127.8	1.2
10°-20°	410.9	3.8
20°-30°	770.9	7.1
30°-40°	1274.9	11.8
40°-50°	1974.7	18.3
50°-60°	3028.6	28.1
60°-70°	2826.0	26.2
70°-80°	328.9	3.0
80°-90°	46.2	0.4
90°-100°	0.0	0.0
100°-110°	0.0	0.0
110°-120°	0.0	0.0
120°-130°	0.0	0.0
130°-140°	0.0	0.0
140°-150°	0.0	0.0
150°-160°	0.0	0.0
160°-170°	0.0	0.0
170°-180°	0.0	0.0
0°-90°	10789.0	100.0
0°-180°	10789.0	100.0



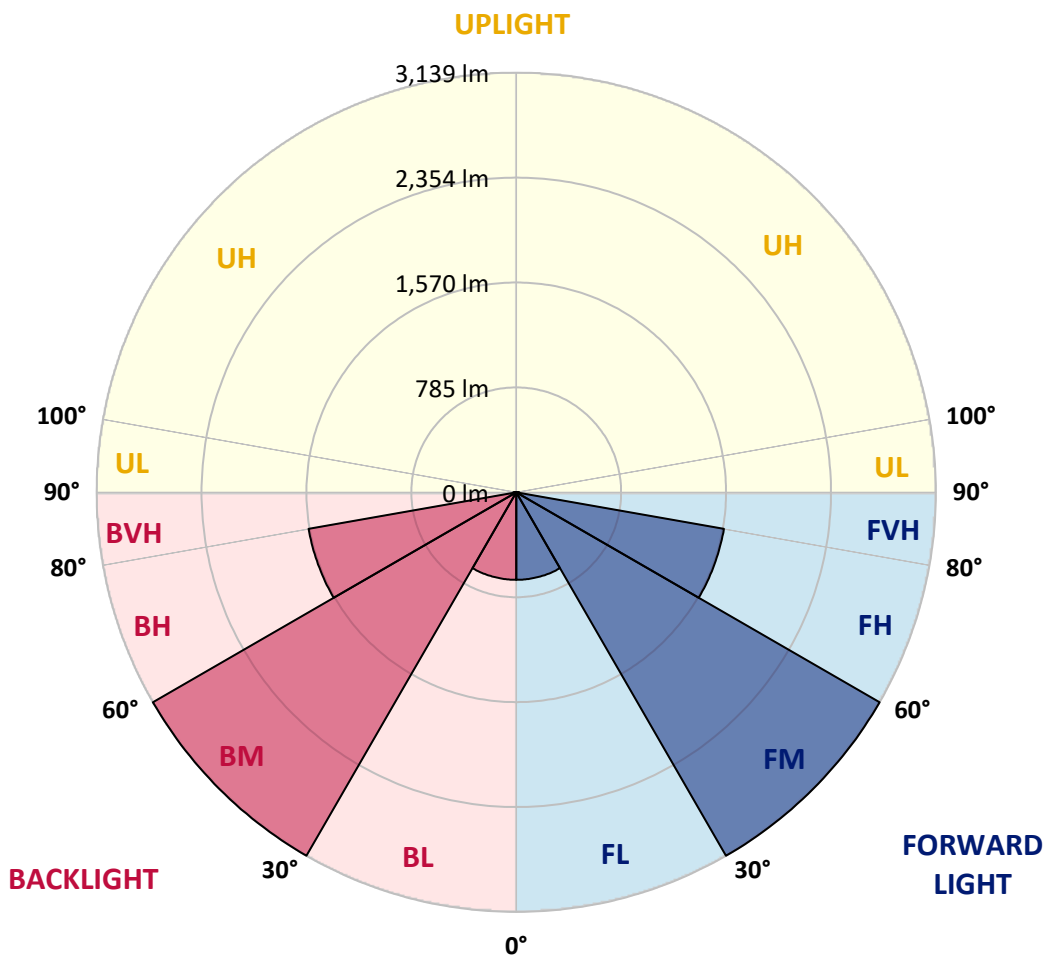
REPORT NUMBER: P316987
 CATALOG NUMBER: GAN-SA3A-722-U-5NQ

LUMINAIRE CLASSIFICATION SYSTEM LUMEN TABLE AND BUG RATING:

Zone	Lumens	% Fixture	Zone Rating/Lumen Limit		
			B	U	G
FL (0°-30°)	654.8	6.1			
FM (30°-60°)	3139.1	29.1			
FH (60°-80°)	1577.5	14.6			G1/1800
FVH (80°-90°)	23.1	0.2			G1/100
BL (0°-30°)	654.8	6.1	B2/1000		
BM (30°-60°)	3139.1	29.1	B3/5000		
BH (60°-80°)	1577.5	14.6	B3/2500		G1/1800
BVH (80°-90°)	23.1	0.2			G1/100
UL (90°-100°)	0.0	0.0		U0/0	
UH (100°-180°)	0.0	0.0		U0/0	

BUG Rating: B3-U0-G1

Type V Short





REPORT NUMBER: P316987
 CATALOG NUMBER: GAN-SA3A-722-U-5NQ

CANDELA DISTRIBUTION (FULL):

	0°	5°	15°	25°	35°	45°	55°	65°	75°	85°	90°
0°	1302.9	1302.9	1302.9	1302.9	1302.9	1302.9	1302.9	1302.9	1302.9	1302.9	1302.9
2.5°	1307.2	1306.5	1307.2	1307.6	1305.4	1306.5	1306.1	1307.9	1308.6	1307.9	1307.9
5°	1322.2	1321.2	1322.6	1324.4	1321.5	1322.2	1321.2	1323.3	1324.0	1322.6	1323.7
7.5°	1343.0	1343.4	1344.8	1348.0	1346.2	1347.7	1345.5	1345.9	1345.5	1343.4	1343.7
10°	1365.6	1365.9	1368.4	1372.7	1373.5	1373.5	1372.0	1371.0	1369.5	1368.1	1368.4
12.5°	1392.8	1394.6	1396.4	1401.8	1401.8	1404.6	1403.9	1401.0	1398.5	1396.4	1396.4
15°	1429.7	1429.3	1431.5	1436.9	1439.4	1444.0	1444.0	1440.1	1436.9	1434.7	1434.0
17.5°	1468.4	1469.4	1470.9	1477.3	1481.3	1486.6	1487.3	1484.1	1482.0	1479.1	1477.3
20°	1513.5	1515.3	1521.0	1523.5	1527.1	1532.1	1533.9	1533.2	1531.0	1529.6	1530.0
22.5°	1566.1	1570.8	1574.4	1578.0	1582.3	1585.8	1587.6	1590.1	1588.0	1586.9	1586.2
25°	1629.9	1633.1	1640.3	1646.7	1649.6	1650.7	1652.8	1656.4	1656.0	1653.5	1653.5
27.5°	1702.2	1708.3	1717.3	1726.6	1726.6	1723.0	1730.2	1736.3	1734.1	1730.9	1726.6
30°	1790.0	1795.7	1806.1	1819.0	1812.5	1810.0	1819.7	1830.8	1827.6	1822.2	1821.5
32.5°	1884.5	1889.9	1903.5	1917.5	1909.2	1905.7	1916.0	1932.2	1926.4	1915.7	1909.2
35°	1987.0	1992.3	2011.7	2028.5	2014.5	2008.4	2017.0	2034.6	2024.6	2004.5	1999.5
37.5°	2098.3	2101.2	2126.3	2143.5	2133.8	2117.7	2128.4	2141.3	2132.7	2108.4	2098.7
40°	2214.0	2224.4	2253.4	2273.5	2256.6	2231.2	2249.1	2267.0	2254.1	2223.0	2206.5
42.5°	2349.0	2356.9	2395.6	2413.5	2386.3	2350.5	2374.8	2399.2	2386.3	2356.2	2341.9
45°	2489.4	2501.6	2547.8	2565.7	2526.3	2480.8	2510.6	2553.2	2552.1	2508.8	2493.7
47.5°	2642.3	2654.5	2709.7	2733.3	2690.7	2629.8	2671.7	2731.9	2727.6	2680.0	2667.8
50°	2818.9	2831.8	2900.6	2930.3	2890.5	2819.6	2882.7	2935.7	2927.8	2869.0	2870.1
52.5°	3040.6	3039.9	3125.5	3177.0	3136.2	3073.5	3131.6	3183.1	3150.5	3069.2	3066.7
55°	3234.7	3246.5	3352.5	3450.3	3447.8	3423.8	3447.1	3449.2	3356.1	3248.0	3234.7
57.5°	3362.2	3384.8	3534.1	3711.0	3843.5	3875.4	3830.3	3693.5	3475.4	3302.4	3281.3
60°	3283.8	3318.2	3552.7	3913.4	4303.8	4491.1	4236.4	3812.0	3382.6	3141.6	3112.9
62.5°	2754.4	2812.5	3155.9	3815.6	4699.9	5247.4	4530.8	3621.9	3013.7	2681.7	2632.7
65°	1677.5	1738.8	2152.8	3140.5	4635.7	5846.3	4396.5	3006.2	2199.7	1786.8	1733.7
67.5°	559.1	577.0	820.9	1735.9	3643.3	5252.8	3649.4	1799.6	957.3	634.6	616.0
70°	218.8	220.6	260.4	503.2	1720.5	3607.9	1898.5	512.1	272.2	215.2	219.9
72.5°	160.8	161.5	172.6	210.2	448.4	1589.4	464.5	211.3	168.0	150.8	150.8
75°	129.3	129.3	137.2	153.3	200.9	364.6	203.8	151.5	131.4	120.3	118.9
77.5°	102.1	104.2	110.3	120.7	136.1	175.5	141.1	120.0	106.0	95.6	93.5
80°	75.9	78.1	88.1	93.1	97.8	121.8	104.2	93.8	83.8	71.6	69.5
82.5°	49.8	51.9	64.5	67.3	66.3	79.5	70.2	69.1	61.6	46.2	44.1
85°	32.6	33.3	43.0	44.8	41.2	36.2	44.8	47.3	43.0	30.1	29.0
87.5°	15.4	15.4	21.8	20.4	18.6	15.0	20.4	24.0	24.4	14.7	14.3
90°	0.0	0.0	0.0	0.0	0.0	0.0	0.0	0.0	0.0	0.0	0.0

(END OF REPORT)